

P2503

Cloud-based control + visibility.



Intelligent power protection and real-time data analytics proven to reduce service calls and increase uptime

The Innovolt P2503 is the industry's most effective way to remotely manage power protection. The P2503 decreases equipment downtime associated with power disturbances by fully protecting against all harmful anomalies while providing real-time fleet visibility and control with its intuitive cloud-based management solution. Innovolt's patented technologies provide reporting and insights into the critical power conditions at customers' sites, equipping technicians and service managers with the data to quickly diagnose, repair and restore the equipment while providing data to facilitate root cause discussions with affected customers.

The P2503's built-in secure Ethernet connectivity feature—no separate box required—elevates this product above the competition. The P2503 will automatically report power profile data to our Innovolt Management Cloud (IMC), enabling more timely alerts and action for persistent trouble sites. Ethernet connectivity also enables remote power cycling, which can instantly help clear up certain issues without dispatching a technician.

Our fleet-wide monitoring and analytics capabilities provide service managers and technicians with information to help more quickly resolve issues that happen in the field while reducing service truck rolls with remote power cycle capabilities.

Our Promise

Protection against all 5 major power anomalies

SAG

Premature failure
Phantom errors

BROWNOUT

Machine lockups
System malfunctions

OUTAGE

Premature failure
Phantom errors

OVER VOLTAGE

Catastrophic damage
Premature failure

SURGE

Catastrophic damage

P2503

Cloud-based control + visibility.



Industry-Leading Core Protection

Innovolt's patented core protection protects against all 5 major power disturbances—including voltage sags and resulting damaging current inrush

Noise filtration + superior protection of connected equipment such as AC lines, tele/fax, and network surge protection

Enhanced Protection

- ✓ Filtering of high frequency neutral to ground and EMI/RFI line
- ✓ Neutral-to-ground voltage detection
- ✓ Network surge protection

Benefits For You

- ✓ Visibility and control with fleet-wide management
- ✓ Reduced service calls and less truck rolls
- ✓ Increased equipment reliability and lifespan
- ✓ Increased productivity and customer experience
- ✓ Remote power cycling

Cloud-Based Fleet + Remote Management

Innovolt's P2503 provides fleet-wide aggregation and analytics through a web-based power event dashboard complementary to existing diagnostic and troubleshooting tools. The solution provides valuable insight into the power environment of your electronic assets and allows those devices to be remotely restarted from the dashboard.

The Innovolt Management Cloud (IMC) serves as a central aggregation point of data, analytics and control. No other power protection company provides this capability. The IMC is the repository for all power profile data collected, whether via Ethernet or optical reads using our Smartphone apps and readers. With the Innovolt P2503 technicians can:


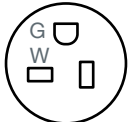

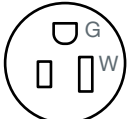
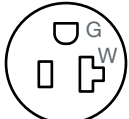

- Run initial diagnostics before dispatching a technician
- Correlate service requests or outages with disturbances
- Identify trends in service requests or outages due to disturbances
- Proactively predict future breakdowns due to certain kinds and frequency of disturbances instead of reacting

The IMC is a clear combination of two of Innovolt's core values—innovation and collaboration. We have taken feedback from our large office equipment customers and creatively designed an intuitive software suite to allow for replication, expansion and enhancement. The IMC is constantly evolving and can easily be enhanced for additional functionality and to integrate with other software tools.

P2503

Cloud-based control + visibility.

Product Models

PARAMETER	P2503-15-120		P2503-20-120	
Nominal operating voltage	120 V, 60 Hz		120 V, 60 Hz	
Over voltage limit	> 145 VAC		> 145 VAC	
Under voltage limit	< 88 VAC		< 88 VAC	
Max. continuous current	15 A		20 A	
Voltage surge per UL 1449	500 VAC L-N 500 VAC L-G 500 VAC N-G		500 VAC L-N 500 VAC L-G 500 VAC N-G	
	TEL	DATA	TEL	DATA
Connector	RJ11	RJ45	RJ11	RJ45
Clamping voltage	180 V	8.5 V	180 V	8.5 V
Protected lines	3-4	1-2, 3-6, 4-5, 7-8	3-4	1-2, 3-6, 4-5, 7-8
Plug				
Receptacles	 		 	

Back View // P2503-15-120

